

## Reliable interface monitoring of oil/water separators, sump pits and containments for pump control and alarm

Over 40 years of capacitance experience stands behind the 2852-OWS oil/water alarms. The sensing probe continuously monitors for the oil/water interface in a water filled sump or separator. It is typically used to control pumps, operate valves, or activate alarms.

- capacitance technology does not foul or require routine cleaning
- no moving parts
- remote monitor mounts away from the process for operator safety and ease of control wiring.

The 2852-OWS sensing probe monitors the capacitance field around the active probe tip. As the volume of separated oil increases in the separator or is drawn down toward the probe tip, the probe capacitance changes. This change is used to activate the relay for alarm interface and control.



explosion proof probe

3/4" npt 316SS process connection

Inactive sheath eliminates false alarms from surging

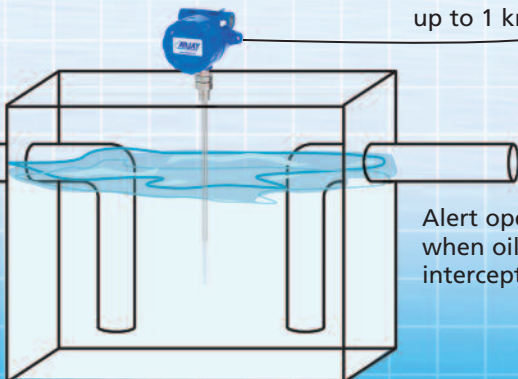
optional alarm light and/or buzzer



Remote Electronics available in painted steel, SS or polycarbonate enclosure



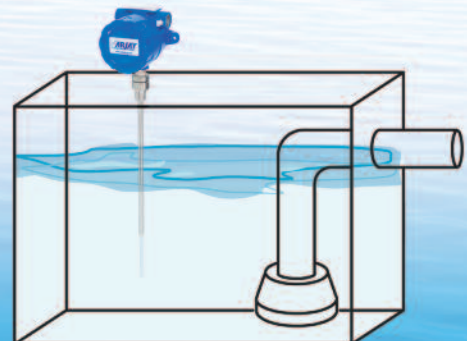
up to 1 km



Alert operators or control valves when oil has accumulated in interceptors and separators

Teflon sensing probe

Shut down of pumps in sumps to avoid the risk of pumping oil to the drain



# 2852-OWS

## Features and Benefits

- no moving parts
- remote electronics via standard twisted pair
- explosion proof probe is standard
- probe is available with Intrinsically Safe option for alternative HazLoc protection
- high corrosion resistant Teflon and stainless steel wetted parts
- capacitance technology responds to all oil types
- HF capacitance technology does not require routine cleaning
- easy calibration and control set-up

Need to know the oil depth in your separator?  
Look to the **Arjay 4100-OWS** Oil/Water Separator Monitor

## Technical Specifications - Control Unit

Operating Temp.	-20°C to +55°C
Resolution	.04 pF at 1,000 pF
Accuracy	0.2% of full scale pF
Power Input	12 vdc or 24 vdc or 100-240 vac +/- 10%
Alarm Relays	Two common 3 amp SPDT dry contacts
Analog Output	4 mA normal/20 mA alarm
Communication	Modbus RS-485
Enclosure	Type 4/IP 66 painted steel or Type 4X/IP 66 polycarbonate or SS
Optional	Light, buzzer, beacon

## Technical Specifications - Probe

Probe	-60°C to +200°C
PMC	-40 C to +55 C
Wetted Parts	316SS and Teflon

### Certifications (certificates available on website)

#### Included Standard on Control Unit and Probe - Ordinary Location Use

UL/CSA/IEC 61010-1  
CAN/CSA 22.2  
CE

#### Included Standard on Probe - Hazardous Location Use - Explosion



ProofUSA/Canada CSA Zone 1,2; AEx db IIC T5 Gb  
IECEX/ATEX Zone 1,2; Ex db IIC T5 Gb

#### Optional on Probe - Hazardous Location Use - Intrinsically Safe

UL/CSA/IEC 60079  
ANSI/UL 913-2013  
Class I; Division 1,2; Groups A,B,C,D; T4  
Class II; Division 1,2; Groups E,F,G  
Class III; Division 1,2  
Class 1, Zone 0,1,2; Ex ia IIC T4 Ga

#### Included Standard on Probe

CRN # 0F07450.2 (all provinces)  
NACE MR-0175 Compliant where applicable



The unique PMC circuit design, installed at the probe and exclusive to Arjay, immediately converts the sensor signal to a frequency pulse for furtherance to the controller.



Arjay Engineering Ltd. 2851 Brighton Road Oakville, Ontario Canada L6H 6C9

http://www.arjayeng.com telephone: +1 905-829-2418 N. America toll free: 1-800-387-9487 fax: +1 905-829-4701